

C SERIES WHEEL LOADERS 821C-C^{XR}



P R O F E S S I O N A L P A R T N E R



Engine

MakeCASE
 Type6TAA-830
 Max. Power gross SAE204 hp (152 kW) at 2000 rpm
 Max. Power Net EEC 80/1269.....198 hp (148 kW) at 2000 rpm
 Max. Gross Torque 940 Nm at 1400 rpm
 Max. Net torque 925 Nm at 1400 rpm
 Displacement 8.3 L
 N° of cylinders 6
 Bore and stroke 114 x 135 mm
 Compression ratio 18 to 1
 Fuel injection system Direct
 Oil filter Spin-on cartridge
 Air filter (Dry-type) 2 elements
 Tier 2 low emission engine designed to meet today's and futures environmental European standard.



Electrical system

Voltage..... 24 volts
 Batteries2 x 12 volts
 Alternator65 A/h



Power Train

Torque converter

Stall ratio 2.85 : 1

Powershift gearbox

Manufacturer ZF

ECM transmission

State of the art transmission working with Electronic Control Module (ECM), This system provides smooth shifting and long life. The transmission can be programmed to operate automatically in a custom shift pattern, or simply choose automatic or manual mode.



Travel speeds

23.5 R 25 L3 tyres

	1 st	2 nd	3 rd	4 th
Forward (km/h)	7.8	13.8	25.4	37.9
Reverse (km/h)	8.3	14.5	26.8	—



Axles

Manufacturer ZF
 Front axle fixed
 Rear axle Oscillating (+ -) 12°
 Limited slip differentials on front and rear axles.



Tyres

Standard 23.5 R 25



Brakes

Hydraulically controlled oil-bath multi-disc brakes in sealed housing
 Separate twin brake circuit for front and rear axles.


Parking brakes

Electric parking brake acting on a disc located on the transmission. A safety device automatically cuts out the transmission when the parking brake is in use.



Steering

Type Hydrostatic
 Turning angle (+/- 40°)
 Pump Vane type
 Flow 189 l/mn
 Steering safety valve pressure setting 188 bar
 Safety steering standard
 Closed centre with "Load Sensing" regulation.



Hydraulic System

A double body vane pump, attached to the gearbox, direct driven by the engine.

- Loader flow 189 l/mn at 194 bar
- Steering flow 189 l/mn at 152 bar
- Brake flow 17 l/mn at 170 bar

Open centre, three-spool, modular type, hydraulically assisted control valves with servo-assisted controls.

Working pressure 194 bar

Double acting cylinders

- Loader arm (2)
(Bore x Stroke) 152 x 806 mm
- Bucket (1)
(Bore x Stroke) 178 x 579 mm

Hydraulic oil tank sealed and pressurised.

Cycle time

- Raising (full bucket) 5.4 sec
- Lowering (bucket empty) 3.4 sec
- Dumping 1.2 sec
- Total 10.0 sec



Capacities

- Fuel tank 268 l
- Hydraulic system 174 l
- Gear box and torque converter 26 l
- Engine and filter 21 l
- Axle: • Front 37 l
- Rear differential 28 l
- Cooling system 41 l



Noise level

- LwA = 108 dB (A)
- LpA = 74 dB (A)

Range of Tools and Accessories

Buckets :

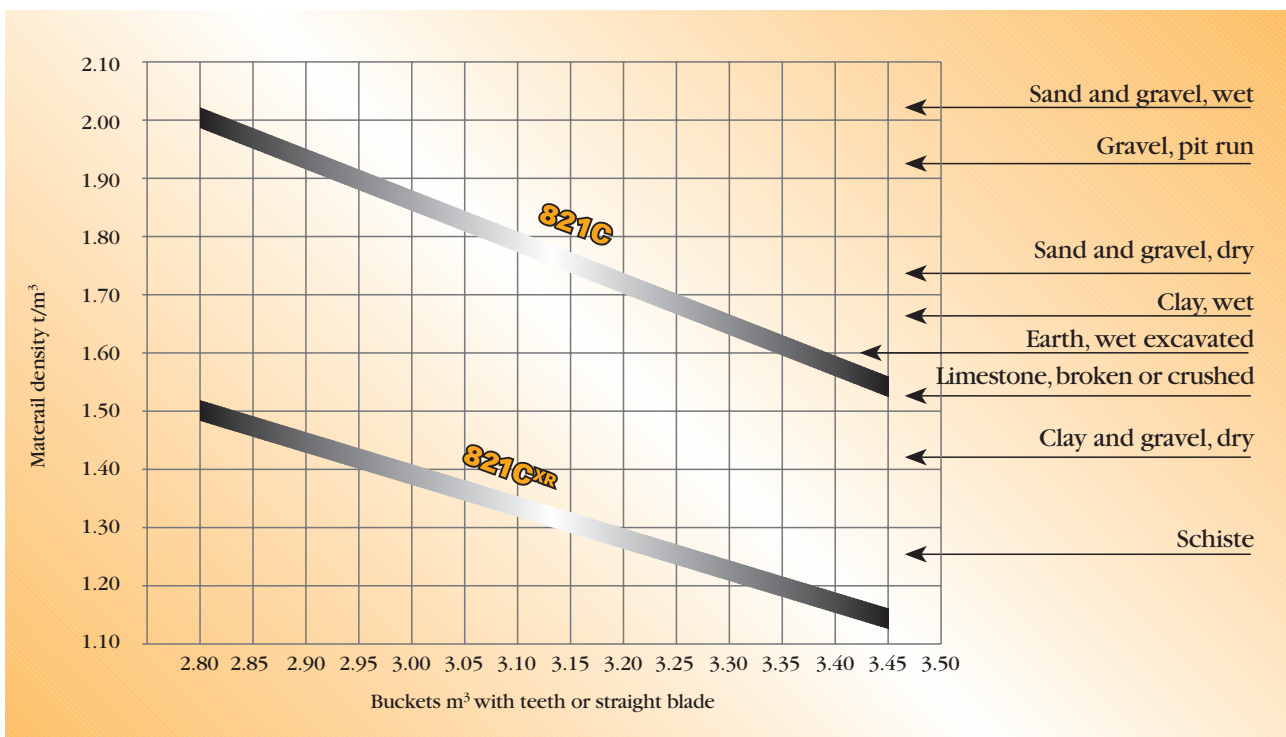
- Without teeth
- With teeth
- With blade
- V-shaped blade
- Light-weight materials
- High dump height

Wood grabs

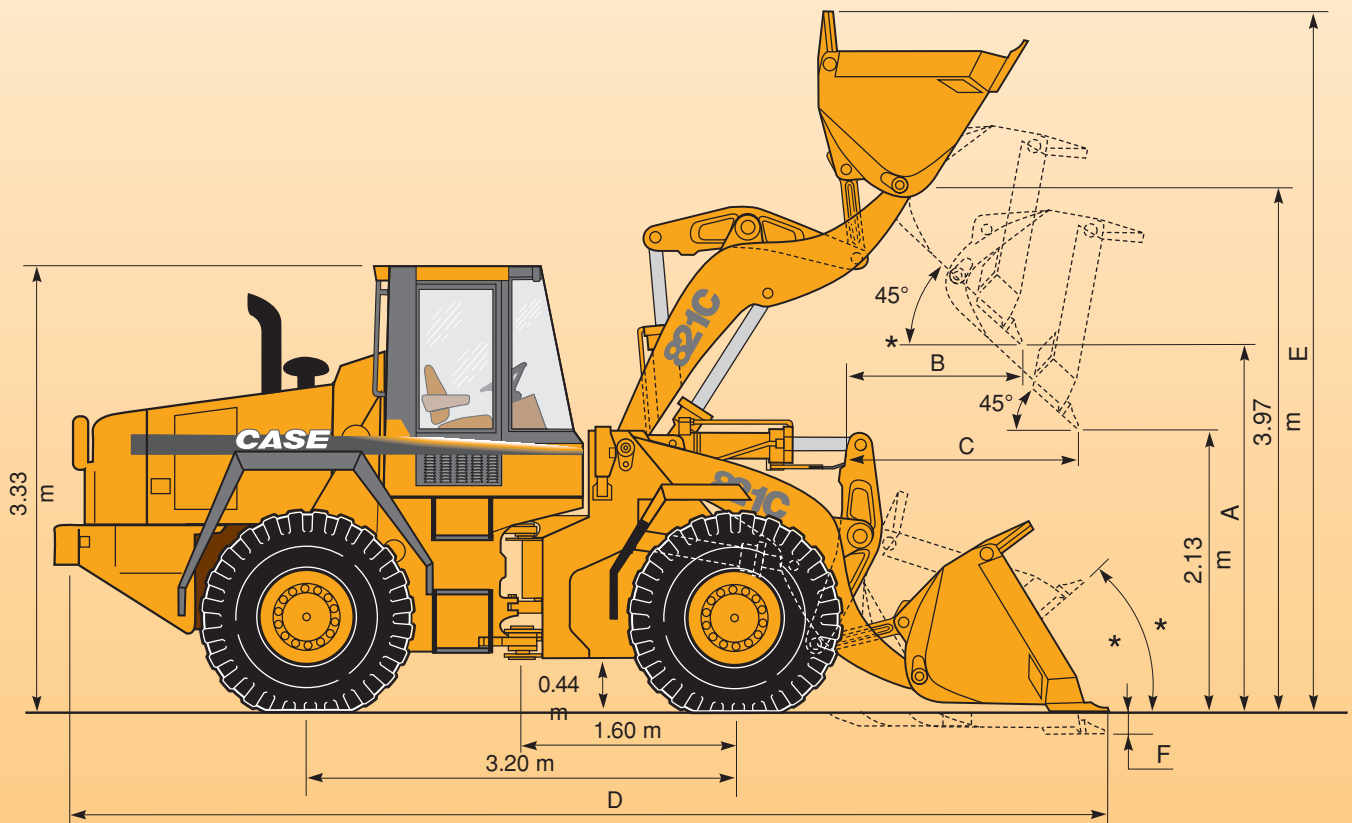
- Pallet forks
- Sweeper
- Dozer blade

For other tools or specific applications, please consult Case.

MATERIAL DENSITY BUCKET CAPACITY TABLE



821C



Track: 2.08 m
 Width outside tyres: 2.69 m

* : 50° max
 ** { 40° (ground level)
 46° (travel)

BUCKET TYPE



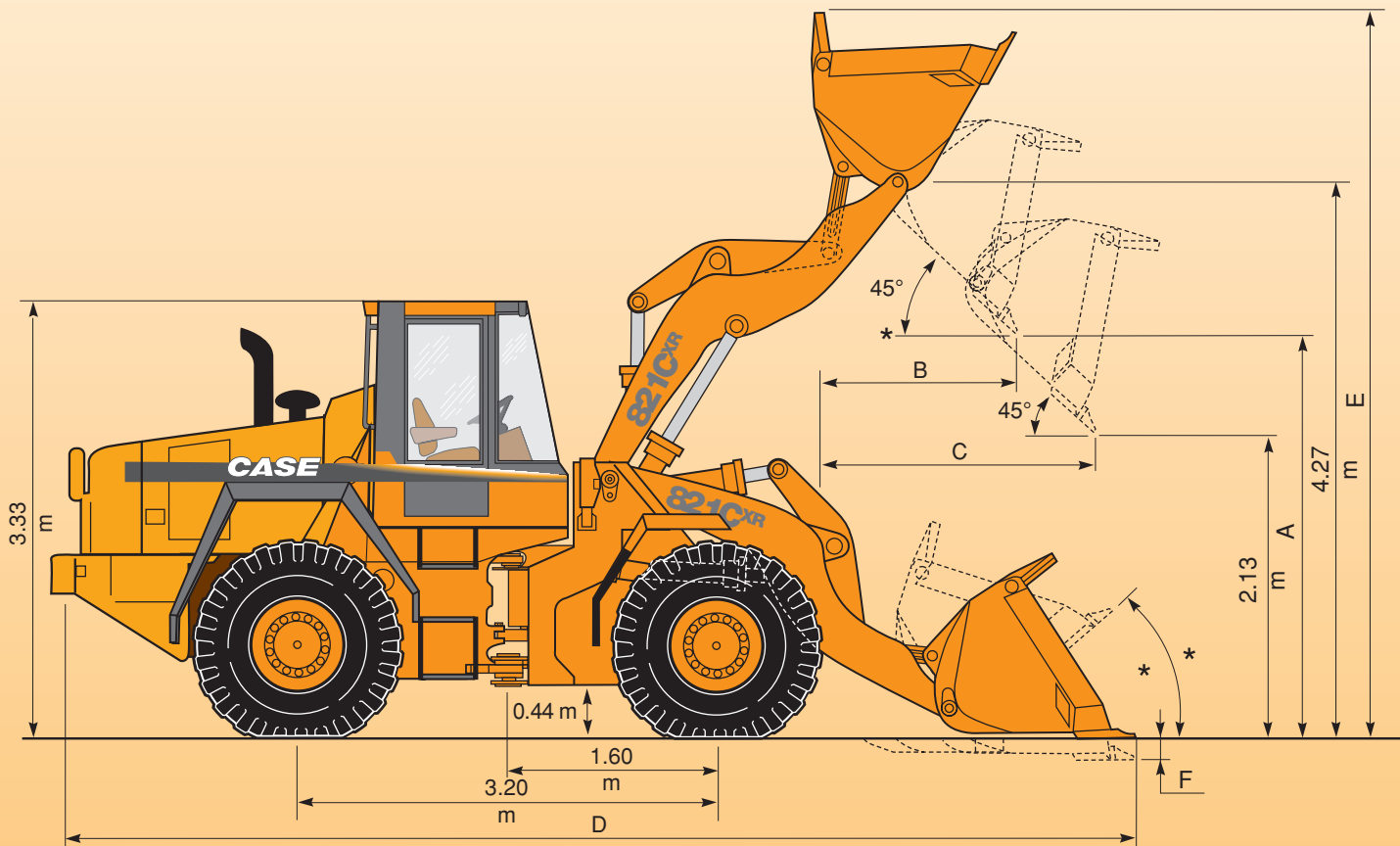
SAE heaped capacity	m ³	2.80	2.80	2.95	3.00	3.15	3.30	3.45	
Struck capacity	m ³	2.25	2.25	2.45	2.40	2.55	2.65	2.75	
Maximum density	t/m ³	2.00	1.95	1.85	1.80	1.70	1.65	1.55	
Bucket width	m	2.75	2.75	2.75	2.75	2.75	2.75	2.75	
Bucket weight	kg	1 260	1 360	1 435	1 480	1 575	1 640	1 700	
A Dump clearance at 45° full height	m	2.91	2.75	2.84	2.75	2.84	2.71	2.80	
B Bucket reach at 45° full height	m	1.18	1.33	1.21	1.33	1.21	1.37	1.25	
C Bucket reach at 45° 2.13 m height	m	1.73	1.80	1.72	1.80	1.72	1.82	1.75	
D Overall length	m	7.71	7.95	7.81	7.95	7.81	7.99	7.85	
E Overall height	m	5.39	5.39	5.39	5.39	5.39	5.43	5.43	
F Digging depth	mm	65	70	90	70	90	70	90	
Turning radius c/w bucket	m	6.31	6.37	6.34	6.44	6.42	6.50	6.46	
Breakout force	daN	15 225	15 115	14 195	15 065	14 125	14 475	13 355	
Tipping load	• straight	kg	14 010	13 850	13 730	13 710	13 550	13 560	13 460
	• at 40° turn	kg	11 530	11 370	11 260	11 240	11 090	11 090	10 990
Operating weight	kg	17 937	18 073	18 153	18 193	18 285	18 355	18 413	

All specifications and dimensions given above are based on unit fitted with **23.5 R 25** tyres, standard equipment, ROPS and FOPS cab, standard counterweight, operator and full tanks.

The dimensions and specifications comply with the ISO 8313, 5998 & 7546 standards.



821C XR



Track: 2.08 m

Width outside tyres: 2.69 m

* : 51° max

** { 38° (ground level)
42° (travel)

BUCKET TYPE


SAE heaped capacity	m ³	2.80	2.80	2.95	3.00	3.15	3.30	3.45
Struck capacity	m ³	2.25	2.25	2.45	2.40	2.55	2.65	2.75
Maximum density	t/m ³	1.50	1.50	1.40	1.35	1.25	1.20	1.15
Bucket width	m	2.75	2.75	2.75	2.75	2.75	2.75	2.75
Bucket weight	kg	1 260	1 360	1 435	1 480	1 575	1 640	1 700
A Dump clearance at 45° full height	m	3.22	3.05	3.15	3.06	3.15	3.02	3.11
B Bucket reach at 45° full height	m	1.52	1.68	1.56	1.68	1.56	1.72	1.59
C Bucket reach at 45° 2.13 m height	m	2.23	2.32	2.24	2.32	2.24	2.34	2.26
D Overall length	m	8.30	8.53	8.39	8.53	8.39	8.57	8.44
E Overall height	m	5.69	5.69	5.69	5.69	5.69	5.74	5.74
F Digging depth	mm	400	405	425	405	426	406	426
Turning radius c/w bucket	m	6.60	6.70	6.65	6.76	6.73	6.82	6.77
Breakout force	daN	12 760	12 660	11 910	12 610	11 850	12 120	11 370
Tipping load	• straight	kg	10 580	10 430	10 330	10 300	10 160	10 050
	• at 40° turn	kg	8 740	8 600	8 500	8 470	8 330	8 320
Operating weight	kg	18 148	18 248	18 318	18 368	18 458	18 528	18 588

All specifications and dimensions given above are based on unit fitted with **23.5 R 25** tyres, standard equipment, ROPS and FOPS cab, standard counterweight, operator and full tanks.

The dimensions and specifications comply with the ISO 8313, 5998 & 7546 standards.



Standard Equipment

Drivetrain

- Proportional-Shift Powershift gearbox
- Cold start protection (gearbox)
- Helical gears
- Proportional control valve
- Electrical/ hydraulic parking brake
- Transmission electronic control module
- Limited slip differentials

Cab

- Pressurised cab
- ROPS and FOPS type approved cab
- Public highway lighting system
- Radio pre-equipment
- Air-conditioning*
- Rotary light*
- Grab handles
- Ventilation - Heating - Defrosting (redesigned)
- Wider and taller tinted window glass
- Cab filter
- Door opening gas strut assisted
- Instrument panel with electronic monitoring system
- Digital Bar Gauges

Engine

- 65 amp alternator
- Aneroid valve

Hydraulics

- Denison vane pumps
- Bucket return-to-horizontal
- Automatic bucket return to transport position

Steering

- Flow amplified steering
- Wide angle steering
- Emergency steering system
- Pilot Control Lock
- Closed center steering

Equipment

- Front and rear windshield wiper
- Reverse travel audible warning
- Front and rear mudguards
- Hazard warning signal
- Front and rear working lights
- Light height pre-selection
- LH and RH rear-view mirrors
- Intermittent wipers
- Cup holder
- Towing eye

Optional Equipment

- Radio and converter
- Spark arrestor Muffler
- 3rd hydraulic circuit
- Hydraulically controlled quick-hitch
- Air suspension seat with safety belt
- Ride control

* Standard and optional equipment may vary from country to country

NOTE: Standard and optional fittings can vary according to the demands and specific regulations of each country. The illustrations may include optional rather than standard fittings - consult your Case dealer. Furthermore, CNH reserves the right to modify machine specifications without incurring any obligation relating to such changes.

CNH UK Ltd.
Armstrong House
The Finningley Estate
Hayfield Lane
Doncaster
DN9 3XA
Fax +44 (0)1302 802126

Conforms to directive 98/37/CE 

www.casece.com

WORLDWIDE CASE CONSTRUCTION EQUIPMENT CONTACT INFORMATION

EUROPE/AFRICA/MIDDLE EAST:
CENTRE D'AFFAIRES EGB
5, AVENUE GEORGES BATAILLE - BP 40401
60671 LE PLESSIS-BELLEVILLE - FRANCE

NORTH AMERICA/MEXICO:
700 STATE STREET
RACINE, WI 53404 U.S.A.

LATIN AMERICA:
AV. GENERAL DAVID SARNOFF 2237
32210 - 900 CONTAGEM - MG
BELO HORIZONTE BRAZIL

ASIA PACIFIC:
UNIT 1 - 1 FOUNDATION PLACE - PROSPECT
NEW SOUTH WALES - 2148 AUSTRALIA

CHINA:
No. 29, INDUSTRIAL PREMISES, No. 376,
DE BAO ROAD, WAIGAOQIAO FTZ, PUDONG,
SHANGHAI, 200131, P.R.C.

CASE
PROFESSIONAL PARTNER